


◆ Large Truck-In/Walk-in Ovens

TAD3-48/TAD3-96 and TFD3-48/TFD3-96

Class A models for flammable solvents



Despatch 476 and 952 cubic foot TAD/TFD walk-in ovens feature uniflow airflow to ensure uniform temperatures throughout the oven. High volume fans deliver heated air through adjustable louvers from both sides of the chamber. This air moves horizontally and vertically through the work chamber to be reheated and recirculated through the system. The result is proven reliability in demanding production applications, such as aging, bonding, curing, drying, finish baking and heat treating.

Despatch TFD Class A ovens are specifically designed to meet NFPA 86 requirements for applications that include flammable solvents or large amounts of moisture removal. These oven comes complete with a pressure relief panel, purge timer, and exhaust fan.

These ovens are equipped with a Watlow F4T temperature controller and high limit controller with 4.3" color graphical touch screen interface and Ethernet Modbus. The controller can be programmed with up to 40 ramp/soak profiles. Data-logging functionality enables reporting and analyzing and data files can be exported via the controller's USB port.

OPTIONS

- ◆ Plate floor or insulated floor with truck tracks
- ◆ Loading trucks and shelves
- ◆ Proportioning gas fired heater
- ◆ Pneumatic vertical lift doors
- ◆ Rear doors
- ◆ Chart recorder

FEATURES AT A GLANCE

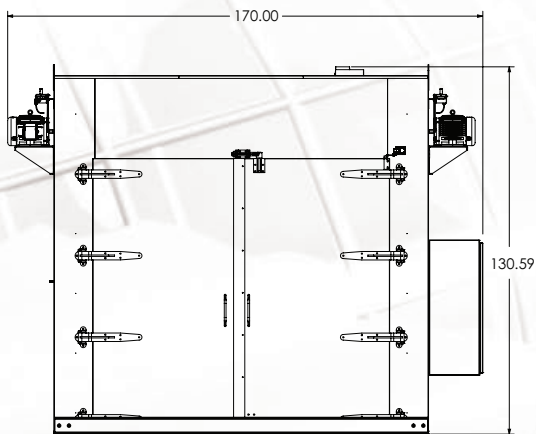
- ◆ Temperatures up to 343°C (650°F)
- ◆ Factory tested and shipped in unitized sections for easy installation
- ◆ Despatch unique adjustable louvers
- ◆ Watlow F4T controller
- ◆ Audible high-limit alarm
- ◆ Two-inch test access port
- ◆ Aluminized steel interior
- ◆ High volume recirculating fans provide faster, more uniform heating
- ◆ Disconnect switch
- ◆ UL and C-UL listed open industrial control panel



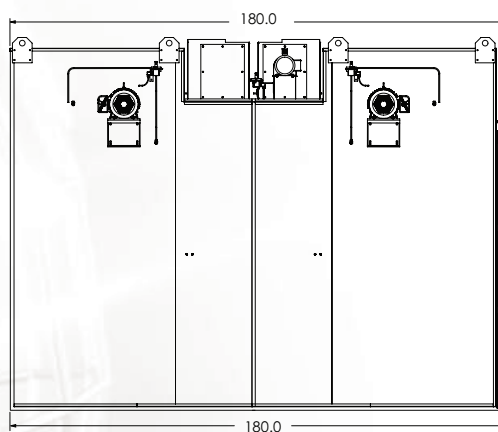
MODEL	TAD3-48	TFD3-48 (CLASS A)	TAD3-96	TFD3-96 (CLASS A)
PHYSICAL SPECIFICATIONS				
Chamber size (width x depth x height)	102 x 84 x 96 in. 259 x 214 x 244 cm	102 x 84 x 96 in. 259 x 214 x 244 cm	102 x 168 x 96 in. 259 x 427 x 244 cm	102 x 168 x 96 in. 259 x 427 x 244 cm
Capacity in cubic feet (liters)	476 (13,450)	476 (13,450)	952 (26,960)	952 (26,960)
Overall size (width x depth x height)	170 x 94 x 130 in. 434 x 238 x 330 cm	170 x 94 x 130 in. 434 x 238 x 330 cm	170 x 180 x 130 in. 434 x 457 x 330 cm	170 x 180 x 130 in. 434 x 457 x 330 cm
Electrical: 480 Volts, 60 hertz - 3 phase	Standard	72kW 115 FLA	108kW 160FLA	144kW 235 FLA
	Optional	108kW 160FLA	144kW 235 FLA	216kW 320 FLA
Exhaust outlet	9 in. (22.9 cm)	9 in. (22.9 cm)	(2x) 9 in. (22.9 cm)	(2x) 9 in. (22.9 cm)
Doors	Bi-parting	Bi-parting	Bi-parting	Bi-parting
Insulation thickness	Walls: 5 in. (12.7 cm) Insulated floor option: 3 in. (7.6 cm) for all models			
Truck centers (Two Pair)	26 in. (66 cm)	26 in. (66 cm)	26 in. (66 cm)	26 in. (66 cm)
Approximate net weight	9000 lbs (4082 kg)	9100 lbs (4127kg)	18000 lbs (8165 kg)	18200 lbs (8255 kg)
Approximate domestic shipping weight (export adds weight)	9500 lbs (4309kg)	9600 lbs (4354 kg)	19000 lbs (8618 kg)	19200 lbs (8709 kg)

FUNCTIONAL SPECIFICATIONS								
Time to temp with no load 40°C to 343°C (104°F to 650°F)	72kW 115 FLA	<76 minutes	108kW 160FLA	<75 minutes	144kW 235 FLA	<76 minutes	216kW 320 FLA	<75minutes
	108kW 160FLA	<40 minutes	144kW 235 FLA	<45 minutes	216kW 320 FLA	<40 minutes	288kW 426 FLA	<45 minutes
Temperature uniformity at set point	+/- 1.5% after stabilization for all models							
Minimum operating temp	34°C (93°F)		34°C (93°F)		34°C (93°F)		34°C (93°F)	
Maximum Operating Temperature	343°C (650°F)		343°C (650°F)		343°C (650°F)		343°C (650°F)	
Recirculating fan	2 x 10 HP / 11,200 CFM (5,290 l/s)		2 x 10 HP / 11,200 CFM (5,290 l/s)		4 x 10 HP / 22,400 CFM (10,575 l/s)		4 x 10 HP / 22,400 CFM (10,575 l/s)	
Solvent rating @350°F	NA		0.40gph MEK		NA		0.80gph MEK	
Control stability	+/- 0.5°C on all models							

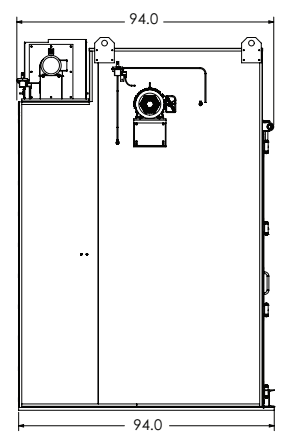
Notes: Uniformity figures are based on a nine-point test conducted in an empty oven after stabilization period. Uniformity can vary slightly depending on unit and operating conditions. Minimum operating temperature and cooling times are based on 20°C ambient temperature measured at the fresh air inlet with the fresh air and exhaust dampers fully open. Specifications are subject to change without notice. If the existing specifications differ from yours, ask about our customizing capabilities.



TAD3-48 and TAD3-96 front



TAD3-96 side (depth)



TAD3-48 side (depth)

SERVICE AND TECHNICAL SUPPORT

service parts: 1-800-473-7373
international service/main: 1-952-469-8230
service fax: 1-952-469-8193
service@despatch.com
parts@itweae.com

GLOBAL HEADQUARTERS

main phone: 1-800-726-0110
international/main: 1-952-469-5424
sales: 1-800-726-0550
international/sales: 1-952-469-8240
sales@despatch.com

WWW.DESPATCH.COM

8860 207th Street West
Minneapolis, MN 55044 USA

Despatch
Thermal Processing Technology **ITW EAE**