

WaveRIDER® NL 2

KNOW THE PAST... PREDICT THE FUTURE

WAVE RIDER® NL2

The wave soldering process is one of the most challenging procedures to set up. The ECD WaveRIDER® NL 2 greatly simplifies wave solder set up and ensures perfect repeatability, time after time. Board recipe preheat temperatures, conveyor speed, wave height, contact times and parallelism are all measured and monitored using the WaveRIDER® NL 2 process pallet.



www.ecd.com/products/waverider

CAUTION
SURFACES MAY BE HOT
U.S. Patent #5,767,424

E.C.D.
1-800-823-4548

Software Interface Data:

- File: wavender_test_11.xmg
- Max Internal Temperature: 31.00 °C
- Battery Voltage: 5.0400
- Log Interval: 0.10 sec
- Data Points: 1385
- Date Time: 04/18/2004 20:23:11


Channel	Min °C	Max °C	Max (+) Slope °C / sec	Time Above sec
Top	22	125	-0.6	0.0
Solder	13	253	-0.8	

Industry Applications: ELECTRONICS, BAKING, FOOD/BAKING, SOLAR, INDUSTRIAL

Simplify your Wave Solder Setup



M.O.L.E.® Sold Separately



KITS INCLUDE:

WaveRIDER® NL 2 Pallet

- Includes 6 sensors & Thermal Barrier

M.O.L.E.® MAP Software

Lead-Free Polyimide Test Coupon

Quick Reference & Expert Guides

Carrying Box

1 year warranty on materials and workmanship



Focused on Quality, Driven by Passion

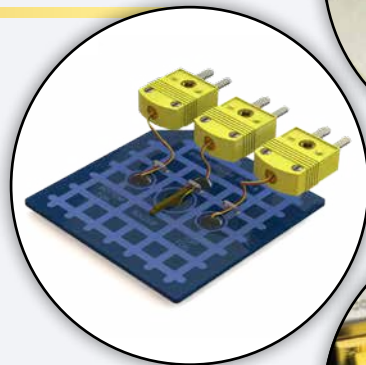
THERMAL BARRIER

This is the thermal protective barrier for the M.O.L.E.®



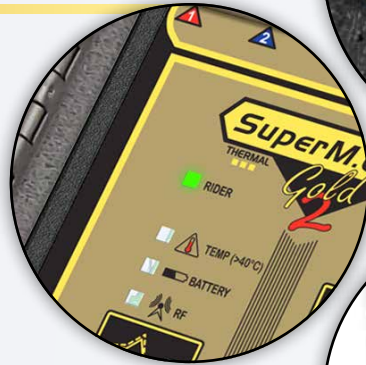
REPLACEABLE TEST COUPON

Polyimide 3-thermocouple circuit board. Newly designed it now includes an anchor which fixes the "Solder" sensor at a 2mm [0.08"] depth. This provides optimum repeatability and a better representation of solder temperatures.



RIDER LED


The Rider LED Indicates when SuperM.O.L.E.® Gold 2 is connected to a WaverIDER® NL 2 test pallet.



M.O.L.E.® MAP SOFTWARE

Download and analyze the data with the ECD award winning software.

- SPC tells you when a parameter gets out of Spec before it's out of control
- Key Parameters: Preheat Ramp, Delta T at Wave, Solder Temperature, Top & Bottom side Board Temperature, Immersion Depth, Wave Parallelism, & Conveyor Speed



DWELL SENSORS

Time spent in immersion across the solder pot also provides critical Contact Length, Immersion Depth and Parallelism data. Manage (SPC) optimum and repeatable board-to-wave orientation, icicles mitigation, conveyor finger maintenance, adequate pot replenishment, auto-start and pump maintenance.




COUPON SENSORS

Three thermocouples are aligned with the Speed Sensor. Coupon Top, Bottom and Solder record board temperatures, Preheat Max Temp (top side), Preheat Max Slope, Wave surface temperature and Delta T at Wave. Provide key wave soldering measurements to verify machine readiness for production (SPC).



SPEED SENSOR

Time delay between the "C" and Speed Sensors striking the main wave is used to calculate conveyor speed for every run to verify consistency (SPC) and catch an incorrect recipe setting. Creates event triggers for Coupon Sensors too.



SPECIFICATIONS

PHYSICAL: WaveRIDER® NL 2

Length: 305 mm [12in.]

Height: 33 mm [1.3in.]

Width:

- Standard: 229mm [9"], 305 mm [12"], 381mm [15"], 458 mm [18"]
- Custom: >145mm [5.7"]

Weight:

- 9": 1.36 kg [3.0 lbs]
- 12": 1.72 kg [3.8 lbs]
- 15": 1.86 kg [4.1 lbs]
- 18": 2.61 kg [5.75 lbs]

Max. Operational Temperature (Pallet): 300°C [572°F]

PALLET SENSORS

6 - Distance/Time & Coupon

Special Limits of Error K-Type thermocouple wire
(± 1.1°C or 0.4%, whichever is greater)

DATA ACQUISITION: SuperM.O.L.E.® Gold / 2

Data Capacity:

- SuperM.O.L.E.® Gold: 9 minutes 6 seconds
- SuperM.O.L.E.® Gold 2: 2,500 minutes (100% memory)

Time Accuracy: ±10 millisecond

Time Resolution: 0.1 Second

Temperature Accuracy: +/- 0.5°C [0.9°F]

Temperature Resolution: 0.056°C [0.1°F]

Measurement Range:

- SuperM.O.L.E.® Gold: 0°C to 300°C [32°F to 572°F]
- SuperM.O.L.E.® Gold 2: -200°C to 1271°C [-328°F to 2320°F]

PATENT

U.S. PATENT No. 5,767,424

WARRANTY

1 year parts and labor

WEBSITE

www.ecd.com →

SYSTEM KITS:

WaveRIDER® NL 2 Standard Systems

- E36-9285-00: 229 mm [9 in.] wide pallet
- E36-9285-02: 305 mm [12 in.] wide pallet
- E36-9285-05: 381 mm [15 in.] wide pallet
- E36-9285-08: 458 mm [18 in.] wide pallet

WaveRIDER® NL 2 Custom System

- E36-9285-12: >145mm [5.7in.] wide pallet



ECD North & South America
World Headquarters
4287-B SE International Way
Milwaukie, Oregon 97222-8825 U.S.A.
Tel: +1 503 659 6100/+1 800 323 4548
Fax: +1 503 659 4422
E-Mail: sales@ecd.com | Web: www.ecd.com

ECD Asia/Pacific
Singapore
Mobile: +65 9692 6822
Fax: +65 6241 9890
E-Mail: ecd.asia@ecd.com

ECD Europe/Africa/Middle East
Mobile: +48 512 659 100
E-Mail: ecd.europe@ecd.com

• Top rated customer support • No-cost ECD Online Training • Award winning software •

Accredited Lab



Member of



Awards



Social Networks

