


SelectiveRIDER™

PROCESS PRECISION FOR SELECTIVE SOLDER REPEATABILITY



The SelectiveRIDER™ is a measurement pallet designed to capture parameters from the selective solder process and collect machine data for repeatability. It uses the SuperM.O.L.E.® Gold 2 profiler as the data collection device, and a dedicated environment in MAP software for analysis and SPC. It captures: fountain height, fountain X/Y accuracy, fountain diameter, solder temperature, maximum preheat, Delta T at contact, Flux penetration, and Fluxer X/Y accuracy.

www.ecd.com/selectiverider



ELECTRONICS



FOOD/BAKING



SOLAR

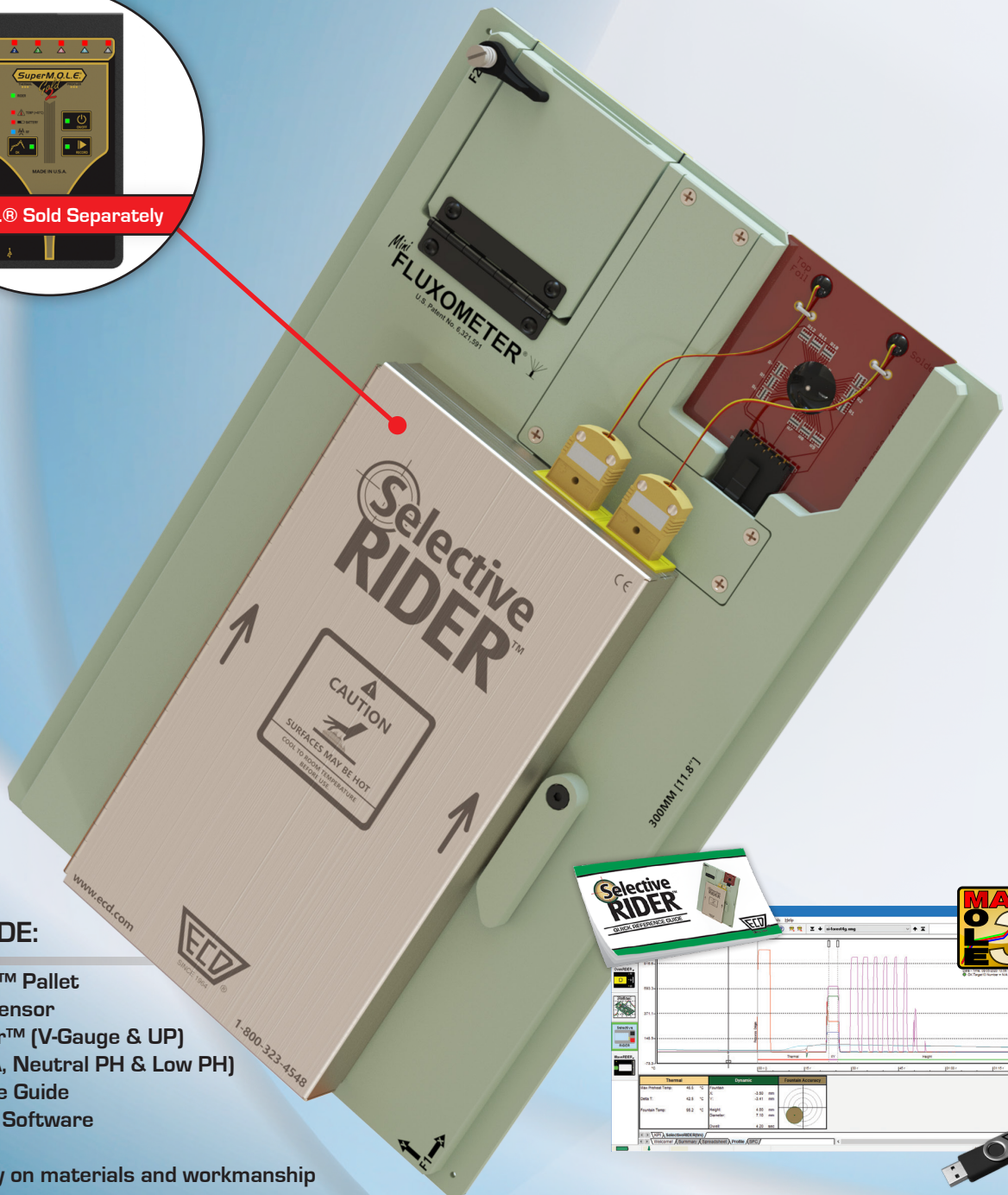


INDUSTRIAL

Verification, Repeatability, Traceability, and Maintenance

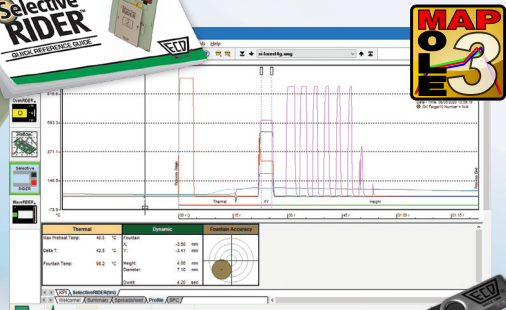


M.O.L.E.® Sold Separately



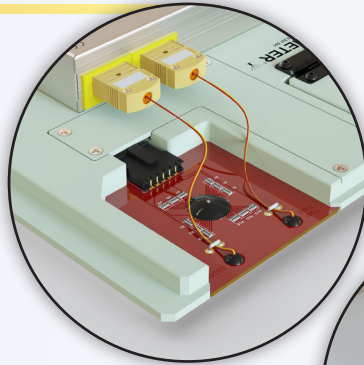
KITS INCLUDE:

- SelectiveRIDER™ Pallet
- Dynamic X/Y Sensor
- Mini Fluxometer™ (V-Gauge & UP)
- Test Paper (IPA, Neutral PH & Low PH)
- Quick Reference Guide
- M.O.L.E.® MAP Software
- Carrying Case
- 1-year warranty on materials and workmanship



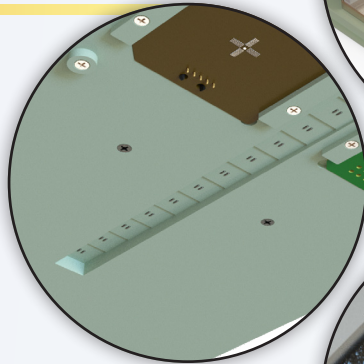
DYNAMIC X/Y SENSOR

Measures both X and Y position from target center in addition to fountain diameter while touching the bottom of the pallet.



HEIGHT SENSOR

Measures fountain height as referenced from the bottom of the pallet.



MINI FLUXOMETER®


Included with the kit are two test mesh types; V-Gauge (Vernier) and UP (Uniformity & Penetration) along with three types of test paper.

V-Gauge Mesh Measures:

- Dispense accuracy (X and Y)
- Indicates blocked/unprimed spray head
- Confirms dot size
- Illustrates under/overspray


UP Mesh Measures:

- Accuracy of flux application patterns and uniformity
- Flux hole penetration



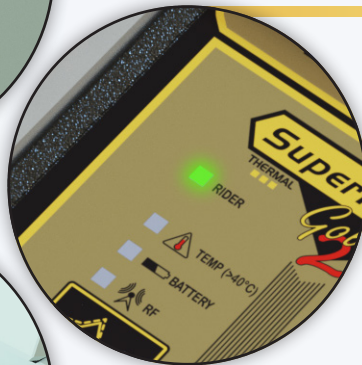
THERMAL BARRIER

Easy docking and automatic configuration through built-in barrier technology.



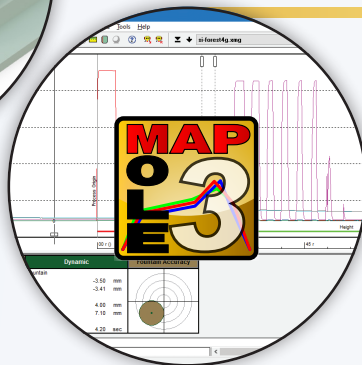
RIDER LED

The Rider LED indicates when SuperM.O.L.E.® Gold 2 is properly connected to the SelectiveRIDER™ test pallet which automatically sets the M.O.L.E.®'s configuration.



M.O.L.E.® MAP SOFTWARE

Dedicated environment with both data tables and visual cues to help analyze how the selective solder machine is performing. It automatically manages data and can create and calculate both X-Bar-R charts and Cp CpK values. Easy to use with little to no configuration needed.



SPECIFICATIONS

PALLET MEASUREMENTS:

1. Max Pre-heat / Delta T
2. Fountain Temperature
3. Fountain X/Y Position / Diameter
4. Fountain Height
5. Dwell Time
6. Flux Deposition / Uniformity

MEASUREMENT ACCURACY:

Dynamic:

X/Y Fountain Position Accuracy:

- Range: 0 mm – 5.5 mm in $\pm X$ and $\pm Y$ Coordinates
- Accuracy: ± 0.5 mm
- Resolution: 0.1 mm

Fountain Diameter:

- Range: 3 mm to 12 mm
- Accuracy: ± 0.5 mm
- Resolution: 0.1 mm

Fountain Height:

- Range: 0 mm to 6 mm
- Accuracy: ± 0.5 mm
- Resolution: 0.5 mm

Dwell Time:

- Accuracy: ± 0.01 Sec
- Resolution 0.1 Sec

Thermal:

Top Side Max Preheat

Top Side Delta T

Fountain Temp

- Accuracy: ± 1 °C
- Resolution: 0.1 °C

* Special Limits of Error K-Type thermocouple wire
(± 1.1 °C or 0.4%, whichever is greater)

PHYSICAL:

Length: 300 mm [11.8 in.]

Width: 200 mm [7.87 in.]

Height: 35.4 mm [1.39 in.]

Weight: 1.72 kg [3.78 lbs]

Max. Operational Temperature (Pallet): 300°C [572°F]

WARRANTY

1-year parts and labor

WEBSITE

www.ecd.com 



WORLD HEADQUARTERS

ECD North & South America
4287-B SE International Way
Milwaukie, Oregon 97222-8825 U.S.A.
Tel: +1 503 659 6100 / +1 800 323 4548
Fax: +1 503 659 4422
E-Mail: sales@ecd.com | Web: www.ecd.com

ASIA

ECD Asia/Pacific
Singapore Office
Mobile: +65 9692 6822
E-Mail: ecd.asia@ecd.com

EMEA

ECD Europe/ Middle East / Africa
UK Office
Mobile: +44 (0) 7903 252560
E-Mail: ecd.europe@ecd.com

• Award winning products, service & software • No-cost ECD Online Training •

Accredited Lab



Member of



Awards



Social Networks

